



# Colorado Allergy and Anaphylaxis Emergency Care Plan and Medication Orders 2019/2020

Student's Name: \_\_\_\_\_ D.O.B. \_\_\_\_\_ Grade: \_\_\_\_\_

School: \_\_\_\_\_ Teacher: \_\_\_\_\_



ALLERGY TO: \_\_\_\_\_

HISTORY: \_\_\_\_\_

Asthma:  YES (higher risk for severe reaction) – refer to their asthma care plan  
 NO

### ◇ STEP 1: TREATMENT ◇

#### SEVERE SYMPTOMS: Any of the following:

- LUNG: Short of breath, wheeze, repetitive cough
- THROAT: Tight, hoarse, trouble breathing/swallowing
- MOUTH: Swelling of the tongue and/or lips
- HEART: Pale, blue, faint, weak pulse, dizzy
- SKIN: Many hives over body, widespread redness
- GUT: Vomiting or diarrhea (if severe or combined with other symptoms)
- OTHER: Feeling something bad is about to happen, Confusion, agitation



#### MILD SYMPTOMS ONLY:

- NOSE: Itchy, runny nose, sneezing
- SKIN: A few hives, mild itch
- GUT: Mild nausea/discomfort



#### 1. INJECT EPINEPHRINE IMMEDIATELY

2. Call 911
  - Ask for ambulance with epinephrine
  - Tell EMS when epinephrine was given
3. Stay with child and
  - Call parent/guardian and school nurse
  - If symptoms don't improve or worsen give second dose of epi if available as instructed below
  - Monitor student; keep them lying down. If vomiting or difficulty breathing, put student on side

Give other medicine, if prescribed. (see below for orders) Do not use other medicine in place of epinephrine. **USE EPINEPHRINE**

1. Stay with child and
  - Alert parent and school nurse
  - Give antihistamine (if prescribed)
2. If two or more mild symptoms present or symptoms progress **GIVE EPINEPHRINE** and follow directions in above box

**DOSAGE: Epinephrine:** inject intramuscularly using auto injector (check one):  0.3 mg  0.15 mg

If symptoms do not improve \_\_\_ minutes or more, or symptoms return, 2<sup>nd</sup> dose of epinephrine should be given if available

**Antihistamine:** (brand and dose) \_\_\_\_\_

**Asthma Rescue Inhaler** (brand and dose) \_\_\_\_\_

Student has been instructed and is capable of carrying and self-administering own medication.  Yes  No

Provider (print) \_\_\_\_\_ Phone Number: \_\_\_\_\_

Provider's Signature: \_\_\_\_\_ Date: \_\_\_\_\_

### ◇ STEP 2: EMERGENCY CALLS ◇

1. If epinephrine given, **call 911**. State that an anaphylactic reaction has been treated and additional epinephrine, oxygen, or other medications may be needed.
2. Parent: \_\_\_\_\_ Phone Number: \_\_\_\_\_
3. Emergency contacts: Name/Relationship Phone Number(s)
  - a. \_\_\_\_\_ 1) \_\_\_\_\_ 2) \_\_\_\_\_
  - b. \_\_\_\_\_ 1) \_\_\_\_\_ 2) \_\_\_\_\_

#### DO NOT HESITATE TO ADMINISTER EMERGENCY MEDICATIONS

I give permission for school personnel to share this information, follow this plan, administer medication and care for my child and, if necessary, contact our health care provider. I assume full responsibility for providing the school with prescribed medication and delivery/monitoring devices and release the school and personnel from any liability in compliance with their Board of Education policies.

Parent/Guardian's Signature: \_\_\_\_\_ Date: \_\_\_\_\_

School Nurse: \_\_\_\_\_ Date: \_\_\_\_\_

To be completed by healthcare provider

Student Name: \_\_\_\_\_ DOB: \_\_\_\_\_

**Staff trained and delegated to administer emergency medications in this plan:**

1. \_\_\_\_\_ Room \_\_\_\_\_

2. \_\_\_\_\_ Room \_\_\_\_\_

3. \_\_\_\_\_ Room \_\_\_\_\_

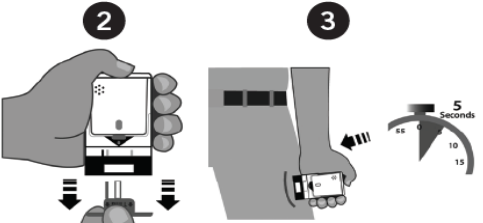
Self-carry contract on file:  Yes  No

Expiration date of epinephrine auto injector: \_\_\_\_\_

Keep the child lying on their back. If the child vomits or has trouble breathing, place child on his/her side.


**AUVI-Q™ (EPINEPHRINE INJECTION, USP) DIRECTIONS**

1. Remove the outer case of Auvi-Q. This will automatically activate the voice instructions.
2. Pull off red safety guard.
3. Place black end against mid-outer thigh.
4. Press firmly and hold for 5 seconds.
5. Remove from thigh.



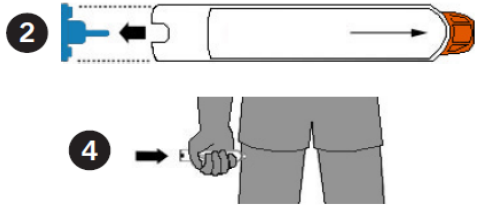
**ADRENACLICK® (EPINEPHRINE INJECTION, USP) AUTO-INJECTOR DIRECTIONS**

1. Remove the outer case.
2. Remove grey caps labeled "1" and "2".
3. Place red rounded tip against mid-outer thigh.
4. Press down hard until needle enters thigh.
5. Hold in place for 10 seconds. Remove from thigh.



**EPIPEN® AUTO-INJECTOR DIRECTIONS**

1. Remove the EpiPen Auto-Injector from the clear carrier tube.
2. Remove the blue safety release by pulling straight up without bending or twisting it.
3. Swing and firmly push orange tip against mid-outer thigh until it 'clicks'.
4. Hold firmly in place for 3 seconds (count slowly 1, 2, 3).
5. Remove auto-injector from the thigh and massage the injection area for 10 seconds.




If this conditions warrents meal accomodations from food service, please complete the form for dietary disability if required by district policy.

Additional information: \_\_\_\_\_  
\_\_\_\_\_  
\_\_\_\_\_

Adopted from the Allergy and Anaphylaxis Emergency Plan provided by the American Academy of Pediatrics, 2017

## EpiPen® Self Carry Contract – LPS 2019/2020

Name:	D.O.B.	
School/Teacher:	Grade:	

This contract between the school, the school nurse consultant, the student, and the student's parents or legal guardian will be established by assigning levels of responsibility for each individual. This contract will accompany the Health Care Action Plan for severe allergy management. All parties agree that noncompliance with the contract may result in withdrawal of the privilege.

### STUDENT AGREEMENT

- I will not allow any classmate to have access to my medication.
- I will inform school staff whenever I feel I am having allergy symptoms, or my allergy reaction needs the administration of my EpiPen®, as outlined in my Health Care Action Plan.
- I will keep my medication:  in my possession at all times     in the school health office  
 in an accessible and secure location (located in \_\_\_\_\_)

<div style="border: 1px solid black; height: 20px; margin-bottom: 5px;"></div> <b>✓ STUDENT SIGNATURE</b>	<div style="border: 1px solid black; height: 20px; margin-bottom: 5px;"></div> <b>PRINT STUDENT'S NAME</b>	<div style="border: 1px solid black; height: 20px; margin-bottom: 5px;"></div> <b>DATE</b>
---	--	--

### PARENT/GUARDIAN AGREEMENT

This contract is in effect for the current school year unless revoked by the health care provider or the student fails to meet the above safety contingencies.

- I agree that my student can recognize potential life threatening allergic symptoms (anaphylaxis) as outlined in the Health Care Action Plan, and understands the importance of seeking immediate help of school staff member(s) that may assist in the administration of the EpiPen® and request for emergency personnel (911)
- I agree to see that my student carries his/her medication as prescribed, that the device contains medication, and the medication has not expired.
- I agree to provide backup medication to the health office:  Antihistamine     EpiPen®
- I agree to provide current emergency contact information to school staff.

<div style="border: 1px solid black; height: 20px; margin-bottom: 5px;"></div> <b>✓ PARENT/GUARDIAN SIGNATURE</b>	<div style="border: 1px solid black; height: 20px; margin-bottom: 5px;"></div> <b>PRINT PARENT/GUARDIAN NAME</b>	<div style="border: 1px solid black; height: 20px; margin-bottom: 5px;"></div> <b>DATE</b>
---	--	--

### SCHOOL NURSE AGREEMENT

- I have assessed this student's ability to recognize potential life threatening allergic symptoms (anaphylaxis) as outlined in the health care plan, understand the importance of seeking immediate help of school staff member(s) that may assist in the administration of the EpiPen® and request for emergency personnel (911). I agree with the designated self care.
- The above student has demonstrated correct technique for EpiPen® use.
- School staff that have the need to know about the student's condition and the need to carry medication have been notified.

<div style="border: 1px solid black; height: 20px; margin-bottom: 5px;"></div> <b>SCHOOL NURSE SIGNATURE</b>	<div style="border: 1px solid black; height: 20px; margin-bottom: 5px;"></div> <b>PRINT NURSE'S NAME</b>	<div style="border: 1px solid black; height: 20px; margin-bottom: 5px;"></div> <b>DATE</b>
--	--	--

### DESIGNATED SCHOOL ADMINISTRATOR AGREEMENT

I am aware of this student's ability to recognize potential life threatening allergic symptoms (anaphylaxis) as outlined in the Health Care Action Plan, understand the importance of seeking immediate help of school staff member(s) that may assist in the administration of the EpiPen® and request for emergency personnel (911). I agree with the designated self care.

<div style="border: 1px solid black; height: 20px; margin-bottom: 5px;"></div> <b>SCHOOL ADMINISTRATOR SIGNATURE</b>	<div style="border: 1px solid black; height: 20px; margin-bottom: 5px;"></div> <b>PRINT ADMINISTRATOR'S NAME</b>	<div style="border: 1px solid black; height: 20px; margin-bottom: 5px;"></div> <b>DATE</b>
--	--	--