



Fall 2008 CogAT Results Grade 6

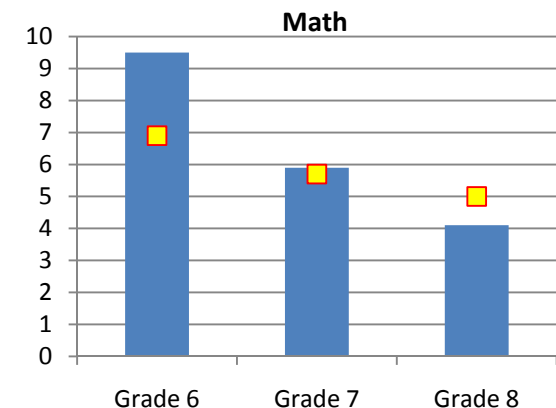
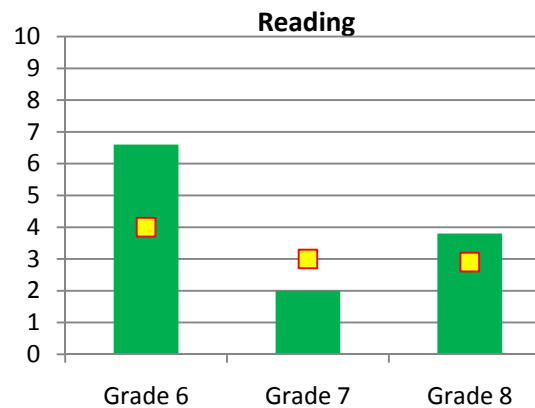
	SAS	PR
Verbal	108.2	70
Quantitative	105.7	64
Nonverbal	105.6	64
Composite	107.4	68

SAS = Standard Age Score


PR = Percentile rank shows percent of students in national sample with scores lower than typical Euclid students.

Measures of Academic Progress (MAP)

Reading	Fall 2007		Spring 2008	
	Median RIT	PR	Median RIT	PR
6 th Grade	216	60	223	70
7 th Grade	223	70	226	68
8 th Grade	225	65	228	64
Math	Fall 2007		Spring 2008	
	Median RIT	PR	Median RIT	PR
6 th Grade	221	57	231	66
7 th Grade	228	59	235	63
8 th Grade	232	54	236	53



  Average Growth

 Expected Growth

Median RIT = Score with equal number of scores above and below; RIT is an equal-interval scale used to chart growth from year to year.

PR = Percentile rank shows percent of students in national sample with scores lower than typical Euclid students.